



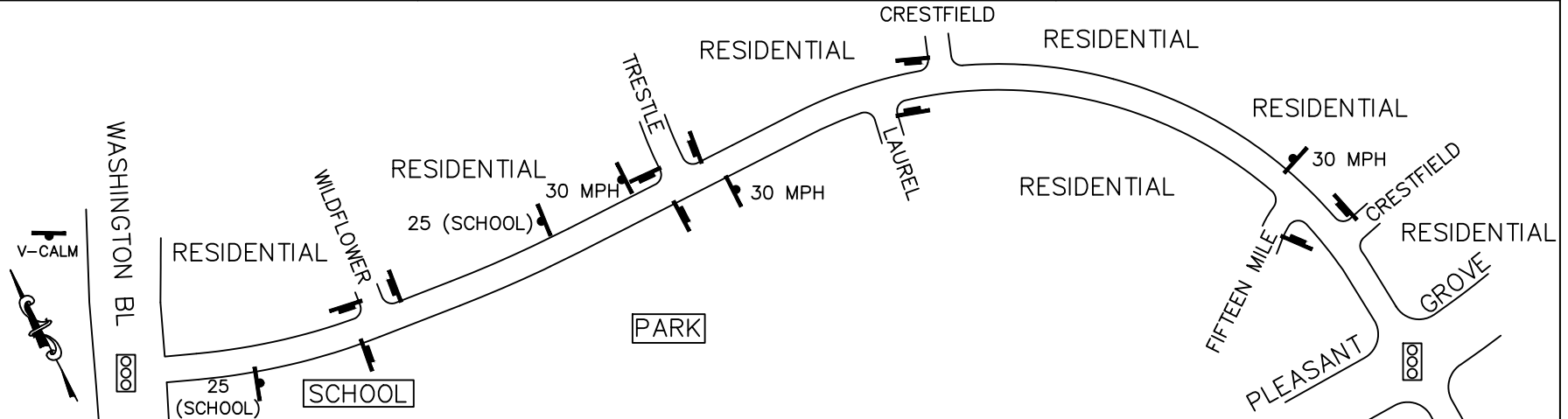
PUBLIC WORKS DEPT.

TRAFFIC ENGINEERING AND SPEED MAP
SPEED ZONE SURVEY

ROAD NAME:

HALLISSY DRIVE
Washington to Pleasant Grove

STRIP MAP



ROADWAY WIDTH	44'
NO. OF LANES	2
ADT	1088
DIVIDER TYPE	PAINTED
CRITICAL SPEED (85th %)	34
PACE SPEED	25-34 MPH
3-YEAR ACCIDENT HISTORY	0
EXISTING SPEED LIMIT	30 MPH
RECOM. SPEED LIMIT	30 MPH
SEGMENT LENGTH	0.64 MI.

LEGEND	STOP SIGNS	SPEED LIMIT SIGN	TRAFFIC SIGNAL
--------	------------	------------------	----------------

MPH	61-75	0	ROADSIDE COND. SCHOOL <input checked="" type="checkbox"/> RESIDENCE <input checked="" type="checkbox"/> BUSINESS <input type="checkbox"/> PARKS <input checked="" type="checkbox"/> OPEN SPACE <input type="checkbox"/> BIKEWAY <input checked="" type="checkbox"/>
	51-60	0	
	41-50	17	
	31-40	482	
	1-30	589	

COMMENTS: PARKING ALLOWED WEST OF TRESTLE (CLASS III BIKE LANES). CLASS II BIKE LANES EAST OF TRESTLE.
HOSES USED FOR SPEED SURVEY


SOME RECOVERY AREA NO RECOVERY AREA
SCHOOL ROUTE


City of Roseville Engineering and Traffic Survey

Summary

Street: HALLISSY DR
Limits: WASHINGTON BL
PLEASANT GROVE BL

Field Observer: A. ZASSO/C. PARKS
Checked By: J. CERVANTES
Date: 10/24/2023

Factors	Direction: East/West	
<u>A. Prevailing Speed Data</u>		
Location of Survey	Hallissy and Trestle	
85th Percentile	34 MPH	
10 mph Pace	25-34	
Percent in Pace	71.9%	
Posted Speed Limit	30 MPH	
<u>B. Collision History</u>		
Date Range Covered	8/2/2020 to 8/2/2023	(3 years)
Total Collisions	0	
Collision Rate (Acc/MVM)	0.00	
Expected Collision Rate	1.68	
<u>C. Traffic Factors</u>		
Average Daily Traffic	1088	
Length of Segment	3373'	
Lane Configuration	Single Lane Each Direction	
Street Classification	Collector	
<u>D. Conditions Not Readily Apparent</u>		
Conditions	See: Roadside Conditions on the Speed Zone Survey Map.	
Roadway Geometrics	Horizontal Curve	
Comments	School; SRTS crossing; Park; Class III bike lanes west of Trestle. Class II bike lanes east of Trestle.	
<u>E. Adjacent Land Use</u>		
	Single Family Residential	
Posted Speed Limit	30	
Speed Limit Change?	No	
Revised Speed Limit	30	
Approved and Authorized for release by City of Roseville Traffic Engineering Department:		
		<u>12-13-2023</u> Date
		Loc.#



311 Vernon Street
 Roseville, CA 95678
 (916) 946-1300



Site Code: HAL

Direction: A to B, EB

10/24/2023	> 15 - 20 MPH	> 20 - 25 MPH	> 25 - 30 MPH	> 30 - 35 MPH	> 35 - 40 MPH	> 40 - 45 MPH	> 45 - 50 MPH	> 50 - 55 MPH	> 55 - 60 MPH	> 60 - 65 MPH	> 65 - 70 MPH	> 70 MPH	Total
Time 0 - 15 MPH													
12:00 AM	0	0	2	0	0	1	1	0	0	0	0	0	4
1:00	0	0	0	0	1	1	0	0	0	0	0	0	2
2:00	0	0	0	0	0	0	0	0	0	0	0	0	0
3:00	0	0	0	0	1	0	0	0	0	0	0	0	1
4:00	0	0	0	0	0	0	0	0	0	0	0	0	0
5:00	0	0	0	0	0	0	0	0	0	0	0	0	0
6:00	0	0	0	0	2	0	0	0	0	0	0	0	2
7:00	0	0	0	0	0	1	0	0	0	0	0	0	1
8:00	0	0	0	1	3	1	0	0	0	0	0	0	5
9:00	0	0	7	53	50	3	0	0	0	0	0	0	113
10:00	0	0	1	28	33	3	1	0	0	0	0	0	66
11:00	0	0	3	4	4	2	0	0	0	0	0	0	13
12:00 PM	0	0	0	2	7	1	0	0	0	0	0	0	10
1:00	0	1	1	6	5	1	0	0	0	0	0	0	14
2:00	0	0	2	5	8	1	1	0	0	0	0	0	17
3:00	0	0	4	8	6	0	0	0	0	0	0	0	18
4:00	4	10	36	48	14	2	0	0	0	0	0	0	114
5:00	0	1	4	22	7	2	0	0	0	0	0	0	36
6:00	0	0	6	16	11	1	0	0	0	0	0	0	34
7:00	0	1	2	15	20	0	0	0	0	0	0	0	38
8:00	0	2	8	11	8	1	0	0	0	0	0	0	30
9:00	0	0	1	6	3	0	0	0	0	0	0	0	10
10:00	0	0	2	7	1	2	0	0	0	0	0	0	12
11:00	0	0	0	3	5	0	0	0	0	0	0	0	8
Total	4	15	79	235	189	23	3	0	0	0	0	0	548
Grand Total	4	15	79	235	189	23	3	0	0	0	0	0	548
Stats	Percentile		15th	50th	85th	95th							
	Speed		25	29	33	35							
	Mean Speed (Average)		28.6										
	10 MPH Pace Speed		25-34										
	Number in Pace		422										
	Percent in Pace		77.0%										
	Number > 30 MPH		215										
	Percent > 30 MPH		39.2%										

311 Vernon Street
 Roseville, CA 95678
 (916) 946-1300



Site Code: HAL

Direction: B to A, WB

10/24/2023	> 15 - 20 MPH	> 20 - 25 MPH	> 25 - 30 MPH	> 30 - 35 MPH	> 35 - 40 MPH	> 40 - 45 MPH	> 45 - 50 MPH	> 50 - 55 MPH	> 55 - 60 MPH	> 60 - 65 MPH	> 65 - 70 MPH	> 70 MPH	Total
Time 0 - 15 MPH													
12:00 AM	0	0	1	0	2	1	0	0	0	0	0	0	4
1:00	0	0	0	0	1	3	0	0	0	0	0	0	4
2:00	0	0	0	0	0	0	0	0	0	0	0	0	0
3:00	0	0	1	1	0	0	0	0	0	0	0	0	2
4:00	0	0	0	0	0	0	0	0	0	0	0	0	0
5:00	0	0	0	0	0	0	0	0	0	0	0	0	0
6:00	0	0	1	0	1	0	1	0	0	0	0	0	3
7:00	0	0	0	0	0	0	0	0	0	0	0	0	0
8:00	0	0	2	3	2	2	2	0	0	0	0	0	11
9:00	6	8	20	41	31	7	0	0	0	0	0	0	113
10:00	0	0	6	13	17	10	0	0	0	0	0	0	46
11:00	0	1	2	4	3	1	0	0	0	0	0	0	11
12:00 PM	0	0	0	6	3	1	1	0	0	0	0	0	11
1:00	0	0	2	5	7	3	1	0	0	0	0	0	18
2:00	0	0	1	3	14	7	1	0	0	0	0	0	26
3:00	1	0	1	12	18	8	1	0	0	0	0	0	41
4:00	1	7	13	31	21	11	1	0	0	0	0	0	85
5:00	0	0	1	2	16	3	0	0	0	0	0	0	22
6:00	0	0	1	8	13	3	0	0	0	0	0	0	25
7:00	0	2	3	16	21	5	0	0	0	0	0	0	47
8:00	0	0	7	17	15	7	3	0	0	0	0	0	49
9:00	0	0	0	1	4	3	1	1	0	0	0	0	10
10:00	0	0	0	3	3	0	1	0	0	0	0	0	7
11:00	0	0	0	2	3	0	0	0	0	0	0	0	5
Total	8	18	62	168	195	75	13	1	0	0	0	0	540
Grand Total	8	18	62	168	195	75	13	1	0	0	0	0	540
Stats	Percentile		15th	50th	85th	95th							
	Speed		25	30	35	38							
	Mean Speed (Average)		29.9										
	10 MPH Pace Speed		25-34										
	Number in Pace		360										
	Percent in Pace		66.7%										
	Number > 30 MPH		284										
	Percent > 30 MPH		52.6%										

311 Vernon Street
 Roseville, CA 95678
 (916) 946-1300



Site Code: HAL

Direction: Combined

10/24/2023	> 15 - 20	> 20 - 25	> 25 - 30	> 30 - 35	> 35 - 40	> 40 - 45	> 45 - 50	> 50 - 55	> 55 - 60	> 60 - 65	> 65 - 70	> 70 MPH	Total
Time 0 - 15 MPH	MPH	MPH	MPH	MPH	MPH	MPH	MPH	MPH	MPH	MPH	MPH		
12:00 AM	0	0	3	0	2	2	1	0	0	0	0	0	8
1:00	0	0	0	0	2	4	0	0	0	0	0	0	6
2:00	0	0	0	0	0	0	0	0	0	0	0	0	0
3:00	0	0	1	1	1	0	0	0	0	0	0	0	3
4:00	0	0	0	0	0	0	0	0	0	0	0	0	0
5:00	0	0	0	0	0	0	0	0	0	0	0	0	0
6:00	0	0	1	0	3	0	1	0	0	0	0	0	5
7:00	0	0	0	0	0	1	0	0	0	0	0	0	1
8:00	0	0	2	4	5	3	2	0	0	0	0	0	16
9:00	6	8	27	94	81	10	0	0	0	0	0	0	226
10:00	0	0	7	41	50	13	1	0	0	0	0	0	112
11:00	0	1	5	8	7	3	0	0	0	0	0	0	24
12:00 PM	0	0	0	8	10	2	1	0	0	0	0	0	21
1:00	0	1	3	11	12	4	1	0	0	0	0	0	32
2:00	0	0	3	8	22	8	2	0	0	0	0	0	43
3:00	1	0	5	20	24	8	1	0	0	0	0	0	59
4:00	5	17	49	79	35	13	1	0	0	0	0	0	199
5:00	0	1	5	24	23	5	0	0	0	0	0	0	58
6:00	0	0	7	24	24	4	0	0	0	0	0	0	59
7:00	0	3	5	31	41	5	0	0	0	0	0	0	85
8:00	0	2	15	28	23	8	3	0	0	0	0	0	79
9:00	0	0	1	7	7	3	1	1	0	0	0	0	20
10:00	0	0	2	10	4	2	1	0	0	0	0	0	19
11:00	0	0	0	5	8	0	0	0	0	0	0	0	13
Total	12	33	141	403	384	98	16	1	0	0	0	0	1088
Grand Total	12	33	141	403	384	98	16	1	0	0	0	0	1088
Stats		Percentile	15th	50th	85th	95th							
		Speed	25	30	34	37							
		Mean Speed (Average)	29.3										
		10 MPH Pace Speed	25-34										
		Number in Pace	782										
		Percent in Pace	71.9%										
		Number > 30 MPH	499										
		Percent > 30 MPH	45.9%										

